



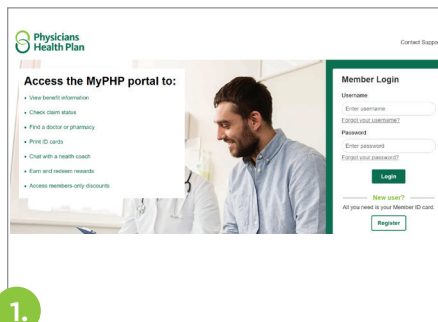
Welcome to Your Member Portal



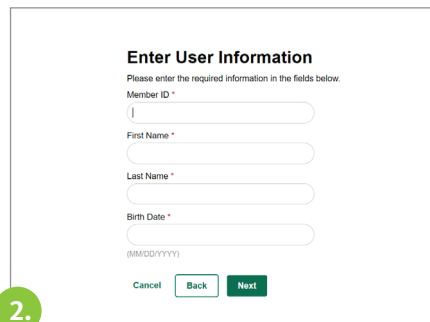
Physicians Health Plan (PHP) is excited to launch a new and improved MyPHP Member Portal.

You will need to create a new username and password, even if you previously had a MyPHP Member Portal account. Your previous login credentials will not work for the new portal.*


To register:



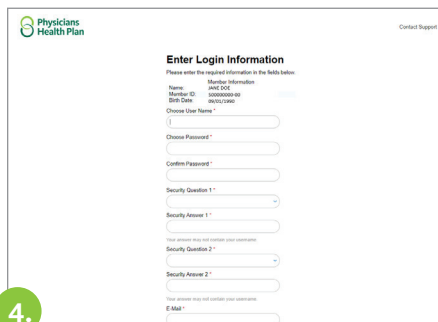
1. Visit PHPMichigan.com/MyPHP. Select MyPHP Member Portal. Select **Register** on the right hand side.



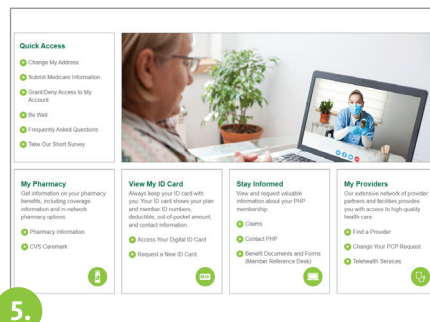
2. Enter your Member ID (this can be found on your Member ID Card, ex. 500000000-00). Enter your name and date of birth. Select **Next**.



3. Read and Accept Terms and Conditions. Select **Next**.



4. Create Login Information and Details. Select **Complete**.



5. Select **Next** from User Created Page. This will take you back to the login page where you can now login to your new portal account.

Congrats! You now have access to your new portal account.

- You can:
- View plan details, including benefit and claim information
 - View your digital ID card and request additional ID cards
 - Grant/deny access to your account
 - Search for an in-network provider
 - Review personal information
 - And more!

*Must be at least 14 years of age to register for an account on the member portal